

# Accessing Your SNF VBP Confidential Quarterly Facility Reports




*Accessing your Quarterly Confidential Report through the Certification and Survey  
Provider Enhanced Reporting (CASPER) Application*

# CASPER/QIES Reporting Systems

- The following slide deck provides facility staff a tutorial in accessing their Confidential Quarterly SNF VBP Reports.
- If your facility has not registered with Medicare's CASPER/QIES Reporting Systems please contact the help desk at [help@qtso.com](mailto:help@qtso.com) for registration and passwords.
- For general information about the SNF VBP program including, measure specifications, please review the SNF VBP website at <https://www.cms.gov/Medicare/Quality-Initiatives-Patient-Assessment-Instruments/Value-Based-Programs/Other-VBPs/SNF-VBP.html>.

# CMS QIES System Welcome Page

Once you have successfully logged into the CMS network with your CMSNet user ID and password, select the CASPER Reporting link on the 'Welcome to the CMS QIES Systems for Providers' web page.


  
CENTERS FOR MEDICARE & MEDICAID SERVICES

Welcome to the CMS QIES Systems for Providers

[MDS and ePOC User Registration](#)

[Payroll Based Journal User Registration](#)

[Add ePOC - PBJ - MDS Access to your Active Individual User Account](#)

 [MDS 3.0 Submissions](#)

[PBJ Submissions](#)

[Look Up Facility ID](#)

[Payroll Based Journal \(PBJ\) Provider User Guide](#)

MDS 3.0 Provider User's Guide

CASPER Reporting User's Guide for MDS Providers:

**[CASPER Reporting](#)** - Select this link to access the Final Validation and Provider reports.

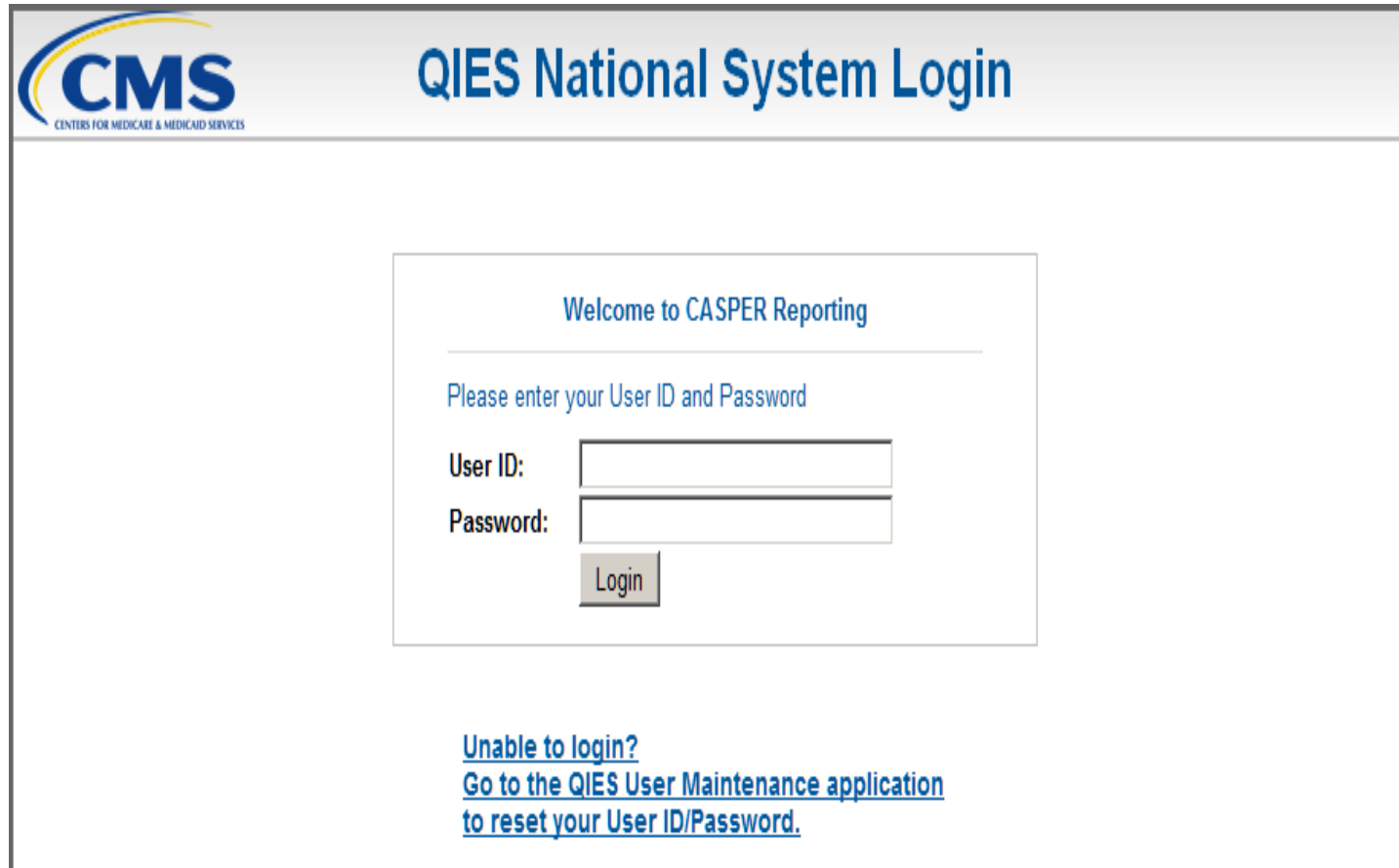
[QIES User Maintenance Application](#)


[QIES User Maintenance Application User's Guide](#)

[ASPEN Access \(ePOC\)](#)

# CASPER Login Page

- Next, enter your QIES user ID and password in the fields on the QIES National System Login page.
- The QIES user ID and password are the same credentials you use to submit MDS 3.0 records to the Assessment Submission and Processing system.
- Then, select the Login button.



 **QIES National System Login**

Welcome to CASPER Reporting

Please enter your User ID and Password

User ID:

Password:

Login

[Unable to login?](#)  
[Go to the QIES User Maintenance application to reset your User ID/Password.](#)

# CASPER Topics Page

On the CASPER Topics page, select the Folders tab, that is circled in red from the menu bar.

Skip navigation links [Skip to Content](#)

CASPER Topics [Logout](#) [Folders](#) [MyLibrary](#) [Reports](#) [Queue](#) [Options](#) [Maint](#) [Home](#)

**Topics**

- [Home Page](#)
- [Merge PDF Feature](#)
- [IE Active X Plug-in](#)
- [ZIP Feature](#)
- [Java JRE](#)
- [PSR/Jasper Report Viewer & Unzip Utility](#)
- [CMS Tally Template](#)

**Home Page**

## Welcome to CASPER

Use the buttons in the toolbar above as follows:

- Logout** - End current session and exit the CASPER (dvqsap33) Application
- Folders** - View your folders and the documents in them
- Reports** - Select report categories and request reports
- Queue** - List the reports that have been requested but not yet completed
- Options** - Customize the report format, number of links displayed per page and report display size
- Maint** - Perform maintenance such as creating, renaming and/or deleting folders
- Home** - Return to this page

Welcome: [Home Page](#)

# CASPER Reports Page

- On the CASPER Folders page, a list of folders to which you have access displays in the left frame.
- The SNF VBP reports will be automatically stored in your facility's SNF shared folder. You'll see this is the SNF non-VR folder that is highlighted for you.
- Once you select the SNF shared folder, a list of SNF VBP report links will display on the right-hand side of the web page.
- Select the desired report name link to view the report. Note, that SNF VBP is included in the file name.

Skip navigation links [Skip to Content](#)

**CASPER Folders** [Logout](#) [Folders](#) [MyLibrary](#) [Reports](#) [Queue](#) [Options](#) [Maint](#) [Home](#)

**Folders**

- My Inbox
- Facility NV SNF Inbox
- \* NV LTC SNF
- \* NV LTC SNF VR
- \* NV PBJ SNF VR
- \* NV PBJ SNF

**\* NV LTC SNF**

Info	Click Link to View Report	Date Requested	Select
	<a href="#">SNFVBP SNFRM CYyy QnFYyy mmdyy</a>	02/21/2017 14:17:34	<input type="checkbox"/>

Pages [1]

This Folder is Read-Only [SelectAll](#) [Print PSRs](#) [Zip](#) [MergePDFs](#)

# Resources

- For questions about accessing CASPER, please contact the QIES Technical Support Office (QTSO) Help Desk: [help@qtso.com](mailto:help@qtso.com).
- For more information about the [SNFVBP Program](https://www.cms.gov/Medicare/Quality-Initiatives-Patient-Assessment-Instruments/Value-Based-Programs/Other-VBPs/SNF-VBP.html), visit:  
<https://www.cms.gov/Medicare/Quality-Initiatives-Patient-Assessment-Instruments/Value-Based-Programs/Other-VBPs/SNF-VBP.html>.
- If you have additional questions, email them to:  
[SNFVBPinquiries@cms.hhs.gov](mailto:SNFVBPinquiries@cms.hhs.gov).